



# The Resonator



## A Word (or 2) from Our President:

### Inside this issue:

Events Listing	2
New Idea	3
Word of the Month	
Welcome New Member	4
Ancaster Update	5
April Lunch	
Is Your Choke Working?	5-6
AHCSO.CA Update	8
Flashback	9
Club Yearbook?	9
British Car Fun	10-17
Classifieds	18-19
Editor's Note	20

Well by now you probably all know the latest news:  
Our April club meeting is cancelled!  
Our Events are cancelled.  
And now our annual Ancaster Car Show & Flea Market is cancelled.

So to be perfectly candid, I can hardly think what I should write about this issue! But, here is a little info.

We have not cancelled our May meeting but will re-evaluate as we get closer to the date. Stay tuned for more on that.

As soon as our world returns to the 'new' normal we will be able to

restart events. (Martyn, you better come up with some doozies 'cause we are all bored).

On the Flea Market front, we are checking on the possibility of rescheduling later in the summer. Stay tuned.

Now since I have some time, the BJ8 is coming down off the lift and getting an early Spring tune up and polish. I am sure that driving around the neighborhood alone is still socially distant. I need some Healey miles just for sanity!

Now, since we can't meet or socialize how about this: Got any great old photos to send to Amanda for publication?

Photos with mystery people i.e. guess who this is? How about a few short stories to publish in the Resonator? While we cannot meet we certainly can do things to keep each other amused.

Anyone want to see an album of all members and their cars?

OK, might have to save some for next month so that's all for now.

Please stay healthy and follow the rules.

See 'ya in May, maybe?

**Mike McNeely**  
President  
AHCSO





## Events & Activities—AHCSO & Of Interest

- ~~April 8: PUB~~
- ~~April 10: Ancaster British Car Show & Flea Market~~
- April 29: Wednesday Lunch, The Cookhouse, Rockton
- May 13: PUB
- ~~May 17-21: Healey Rendezvous, South Lake Tahoe, California~~
- ~~May 17-21: Conclave, Crystal River, Florida~~
- May 27: Wednesday Lunch, Trail's Edge, Plattsville
- May 29-31: Can-Am, Vermont—  
attend Pub for more info
- June 6: London British Car Show, London, ON
- June 10: PUB
- June 11: Vintage Sportscar Rendezvous, Kenora  
<http://rendezvous2020.com/>
- June 19-21: VARAC weekend, Mosport
- June 24: Wednesday Lunch, Jester's Court,  
Port Perry
- July 8: PUB
- July 15-19: Encounter, Newark, Delaware
- July 19: Brits in the Park, Lindsay
- July 29: Wednesday Lunch, Union Market  
Square, Arkell
- August 12: PUB
- August 26: Wednesday Lunch,  
Ravine Winery, St. David's
- September 9: PUB
- September 20: British Car Day, Bronte
- September 20-24: Summit, Healey's @  
Newport, Rhode Island
- September 30: Wednesday Lunch, Schofields,  
Port Dover
- October 1-4: Southeast Classic, Georgia
- October 14: PUB
- October 18: Rockton Flea Market
- October 28: Wednesday Lunch, Wundeba, Burlington
- November 11: PUB
- December 9: PUB

### EDITOR'S NOTE:

Events with a strikethrough are confirmed cancelled at this time.

We will keep you updated as best possible via email, Facebook and the newsletter.



## *Something New! (Just a reminder...)*

*Submitted by Mike McNeely*

### **DID YOU KNOW?**

We now have a business card sized club promo card!

When you are out in your car and someone asks about your car, or Austin Healey's, or our club, you can give them one of these promo cards to invite them to a meeting.

Members don't have to own a Healey, just enjoy British Cars.

All are welcome.

You can get some of these for your use at any club meeting, the club desk at the Ancaster Car Show & Flea Market or a member of the club executive.



## *Mike's Word of the Month Game*

### **SYZYGY**

Noun

An alignment of celestial bodies

"The stars were in perfect syzygy" providing an omen of the future!  
Perhaps there will be a Flea Market after all!

**WORDPLAY**-you figure it out!

Phosphenes (n)

Defenestration(n)

Cromulent (n)

## Welcome To A New Member!

By Amanda Yule

We have a new member!!

How exciting is that!?

Unfortunately he joins at a time when it isn't possible for him to get out and see what our club is all about, but nonetheless—a big welcome to Bud Hepburn!

Bud joins our club with a 1960 Bugeye project car that he recently purchased.

We had the pleasure to meet Bud at Autofarm and it seems like he had some time to fill with another British project. And he chose a Bugeye this time! A man after my own heart! I believe he mentioned he has completed a Triumph restoration and another British car in the past.

Bud is looking for a few parts to keep things moving on his project. If anyone has any bits laying around from your own past projects, Bud would be interested in speaking with you.

Here are a few of the things he's looking for: (from the AHSCO site)

1. A complete steering assembly from top to bottom including steering wheel and horn
2. All of the gauges and hardware that goes with them like speedo etc. I purchased all of the knobs and cables so that they will look good on the new dash
3. A wiring harness but I can always buy a new one
4. A heater blower assembly....this is one of the last things I will ever need
5. A complete wiper assembly
6. A complete rear brake assembly including the backing plates for an early Bug Eye
7. A seat support that attaches to the wooden slats and goes on to the base seat
8. A complete pedal box. I have the pedals

*Austin Healey*

**Club of Southern Ontario**



If you think you can help Bud, please get in touch with him.

Rdhepburn@yahoo.ca

416-949-2778



*Note: this is not Bud's car...it's just a Bugeye restoration that I have pictures of....something to catch your attention!* AY



## *An Ancaster Thank You*

*By Amanda Yule*

Ancaster 2012

As we all know by now, our Flea Market & Car Show have been cancelled.

This was not an easy decision for the Ancaster Committee I'm sure, but it is the socially responsible thing to do.

I would personally like to thank the Committee for all their efforts that were put into getting this year's event organized.

Even though the event itself will likely not come to fruition, you can guarantee that countless hours were already put into making this event successful.

Mike has indicated that efforts are being made to

potentially reschedule Ancaster for this summer. But, if that doesn't happen, don't forget that this Committee is also now organizing the Rockton Flea Market in October.

If Ancaster is a complete loss this year, please, Please, PLEASE make the effort to attend Rockton in the Fall.

Let's show our appreciation



by showing up and making your presence count!!  
(...providing our world is back to 'normal' by October!)



Ancaster 2013—Car Show

## *POTENTIAL April Wednesday Lunch*

This event is not yet cancelled.

Please stay tuned for further information as the month progresses.

I'm sure Martyn & Mal will let us know if it will go ahead once they can assess the situation closer to the date.

### **WEDNESDAY LUNCH DETAILS:**

**WHEN: WEDNESDAY APRIL 29, 2020**

**WHERE: THE COOKHOUSE—LYNDEN/ROCKTON**



## Is Your Choke Working Properly?

*Written By: Peter LoRe*

This past summer, while rebuilding the HD8 carbs on the Healey, I discovered that the round friction discs on both cam shoes, part of the 'fast idle push rod', had disintegrated. This would prevent the chokes from operating smoothly and effectively.

A bit of explanation may be helpful.

When you pull the CHOKE knob inside the car, you initiate a series of mechanical movements, one of which rotates a brass cam (see Photo 3).

This presses down on the cam shoe's friction disc and lowers the fast idle push rod (photo 4).


Doing so initiates the 'fast idle', the first step of applying the choke, by slightly opening the throttle plate. If the friction disc(s) are damaged or non-existent, the choke knob will be difficult to pull and the 'fast idle push rods' will not engage fully or properly.



*Photo #1: Side view of push rod & cam*




*Photo #2: Front view of cam shoes; friction surface on left side damaged, right side missing*



*Photo #3: Carb disassembled*



*Photo #4: Rotation of cam pressing cam shoe and resultant lowering of the pushrod*



The contact point at which the brass cam strikes the cam shoe must be even and smooth. New cam shoes are available from Burlen Ltd. (UK) or from several other sources online including eBay, for about \$100 US, part number AUC8962.

To remedy my problem, I decide to find a replacement for the friction discs. I found that Paulin No.6 flat nylon washers fit perfectly and cost 15¢ each at Home Depot. I hammered out the retaining pin and installed 4 new washers per shoe. Once installed, I re-secured the retaining pin by peening the end. The solution was cheap and successful.



*Photo #6: New push rod and cam shoe*



*Photo #7: New Cam shoe showing nylon rollers*



*Photo #8: Push rod and cam shoe cleaned up*



*Photo #9: New nylon rollers installed*

## AHCSO.CA Update

### From Steve Hall

You may have noticed that our web site has changed in recent months.

Our old site ([www.ahsco.com](http://www.ahsco.com)) had been in use for many years. A special **THANK YOU!!** to Amanda Yule and everyone else involved in keeping our old site functional and up-to-date for so long.

In September Of 2018, I was asked to take responsibility for our club site ([www.ahcso.com](http://www.ahcso.com)). The site had reached the end of technical life and a new site was necessary. Through Laurie Wilford, I had the opportunity to work with a web design company to build our new site – which went live in December of 2018.

In designing the new site, I looked at how often the various web pages were accessed on the old site and got input from a number of club members. The result is the site we have today: [www.ahcso.ca](http://www.ahcso.ca), which I hope you've had a chance to visit.

The new site is a bit simpler, with an emphasis on readability, more white space and more

graphics – all intended to make it simpler to navigate.

The old site had many pictures of past events, but unfortunately most of the pictures were small and of low resolution and they did not translate well onto the new site. (If you have pictures that you'd like to see posted on the new site, please send them to me!)

### The new site has 9 pages:

**About the Club (Home Page)** – basic information about our club.

**Contact Us** – key contacts for your Club Executive

**Join Us** – how to get in touch with our Membership Coordinator to join the club

**Club Events** – this page includes AHCSO events, plus events that may be of interest to members

**Our Newsletter – The Resonator** – this page has links to editions of the Resonator back to August 2010

**Awards and Recognition** – club awards and recognition

**Links** – links to web sites that may be of interest to members

**Technical Resources** – links to videos and how-to articles

**For Sale** – cars and Healey-related items for sale

You'll also notice a few key links on the home page, including links to our **Facebook** Page, **Special Events** (like British Car Day and the Ancaster Flea Market), as well as **News** items.

### Anything to Add?

We are always seeking to make the site better. Have we forgotten to include something important to you, or is there an additional category of info that you'd like us to include? Feedback is always welcome - please send an email to [stevehall@cogeco.ca](mailto:stevehall@cogeco.ca).

Thanks,  
Steve

### Site Visits

For a club of our size, the site has seen a fair bit of Internet traffic. For 2019, please see our statistics from Canadian Web Hosting in the table here:

The figure for average monthly visitors includes club members, anonymous internet users and search engines like Google and Bing.

The average visitor typically visits twice a month and accessed 5 or 6 pages per visit.

Month	Unique visitors	Number of visits	Pages
Jan-19	396	848	4073
Feb-19	1186	2004	30931
Mar-19	738	1309	4747
Apr-19	1257	1861	7035
May-19	1523	2201	6378
Jun-19	773	1416	7241
Jul-19	71	399	2420
Aug-19	60	412	1890
Sep-19	47	405	2049
Oct-19	37	423	2599
Nov-19	107	527	2792
Dec-19	233	717	1785
Total	6,428	12,522	73,940
Monthly Average	536	1044	6162



## Flashback Photo

*Submitted by Craig Brooks & Eoin Galvin*

*Photo Credit: [hippostcard.com](http://hippostcard.com) & [ontariogenealogy.com](http://ontariogenealogy.com)*



Craig happened upon this photo featuring an Austin Healey in the foreground while online! He was kind enough to share it with Eoin, who sent it to me.  
A beautiful snapshot! Now, can anyone identify when and where? Is it familiar to anyone?

## Club Photo Album/Yearbook?

*By Amanda Yule*

To expand on Mike's message from the front page, would anyone be interested in a compilation of pictures of our club members with their cars? A yearbook of sorts?

I think it would be an interesting project to put together and will volunteer to be the point of contact if members would like to participate. It might be tricky, given

the current situation, to have someone take a picture of you & your significant other together with your Healey(s) - but there are some cameras and phones out there with remote picture taking options. Maybe learn a new skill with your extra time?

Of course you may already have a great picture that you can submit!

Please send your pictures to me at:

[smileygirl322@hotmail.com](mailto:smileygirl322@hotmail.com)

Please include your name(s), year & model of your Healey(s).

Let's see what we can do!



## *Self-Isolation Activities!*

*By Amanda Yule*

I thought maybe during these unprecedented times you might be looking for something new to do while we're social distancing!


I came across several British car websites that offer a few activities to keep you busy. These are not all Healey related, but interesting nonetheless!

I have included the web links to each page if you would like to visit the sites yourself.

If you would like me to email you the pages separately, just let me know.

Feel free to visit the sites and print yourselves or if you can, print from the newsletter.

Have Fun & Stay Safe!



For more step by step drawing tutorials visit us at [www.drawingtutorials101.com](http://www.drawingtutorials101.com)

Learn to draw an Austin Healey!

Step-by-step instructions can be found at this link:

<https://www.drawingtutorials101.com/how-to-draw-austin-healey-3000-mk-iii>

For the Morgan pictures—these links will take you to the Morgan Motor Company:

<https://tinyurl.com/r4qknj7>

<https://tinyurl.com/u7bmwm2>

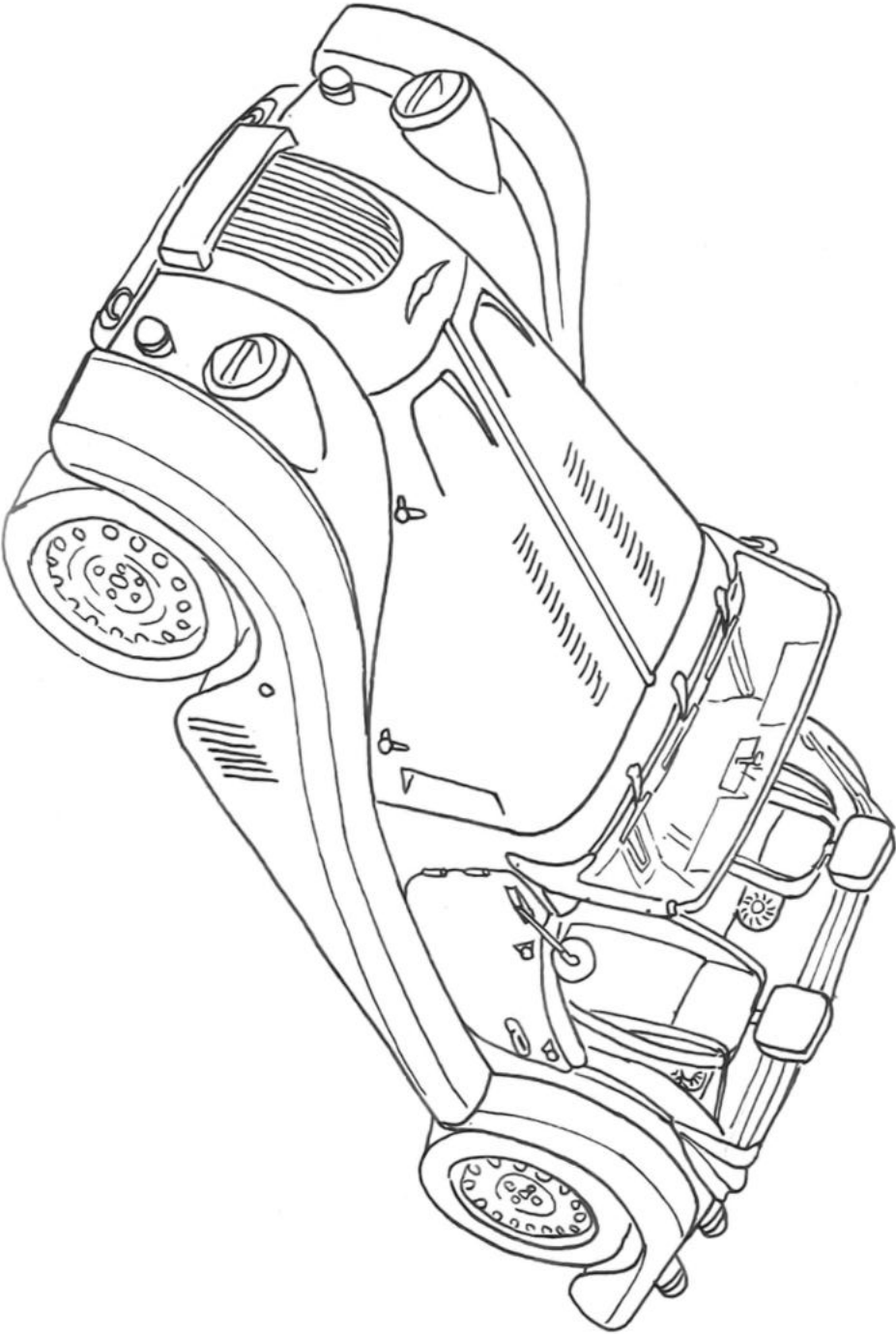
<https://tinyurl.com/tzam7rd>

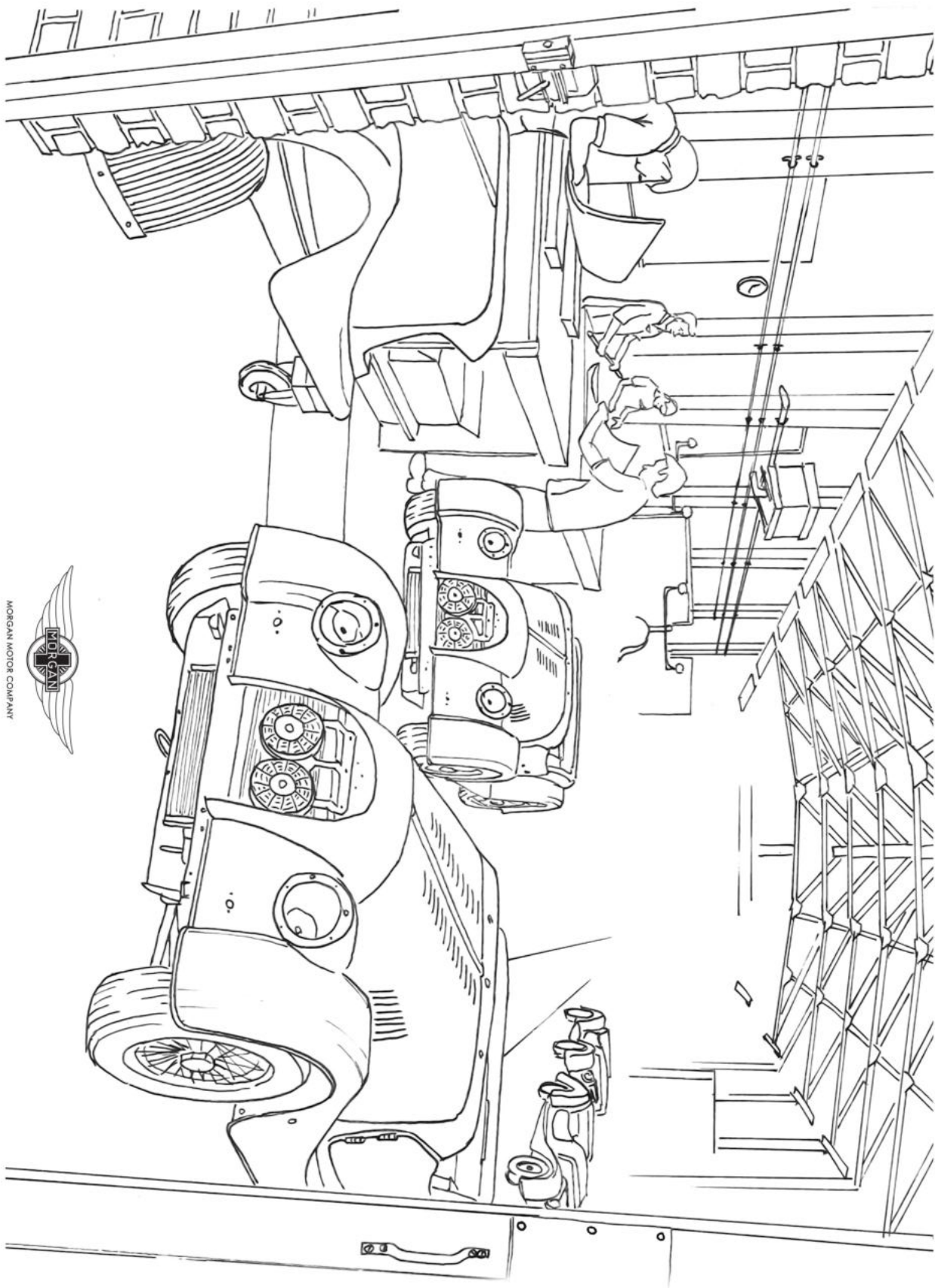
For the Mini: <https://www.acespeed.co.uk/wp-content/uploads/2020/01/makeWhizz-scaled-800x1024.jpg?fbclid=IwAR039kAJKkWPR0sSyHIJaJQ0U8LIadOHxYPR7UEuVCVgHlv-8-uzbwATI4Y>

Or go to the Wheeler Dealer Facebook page!!

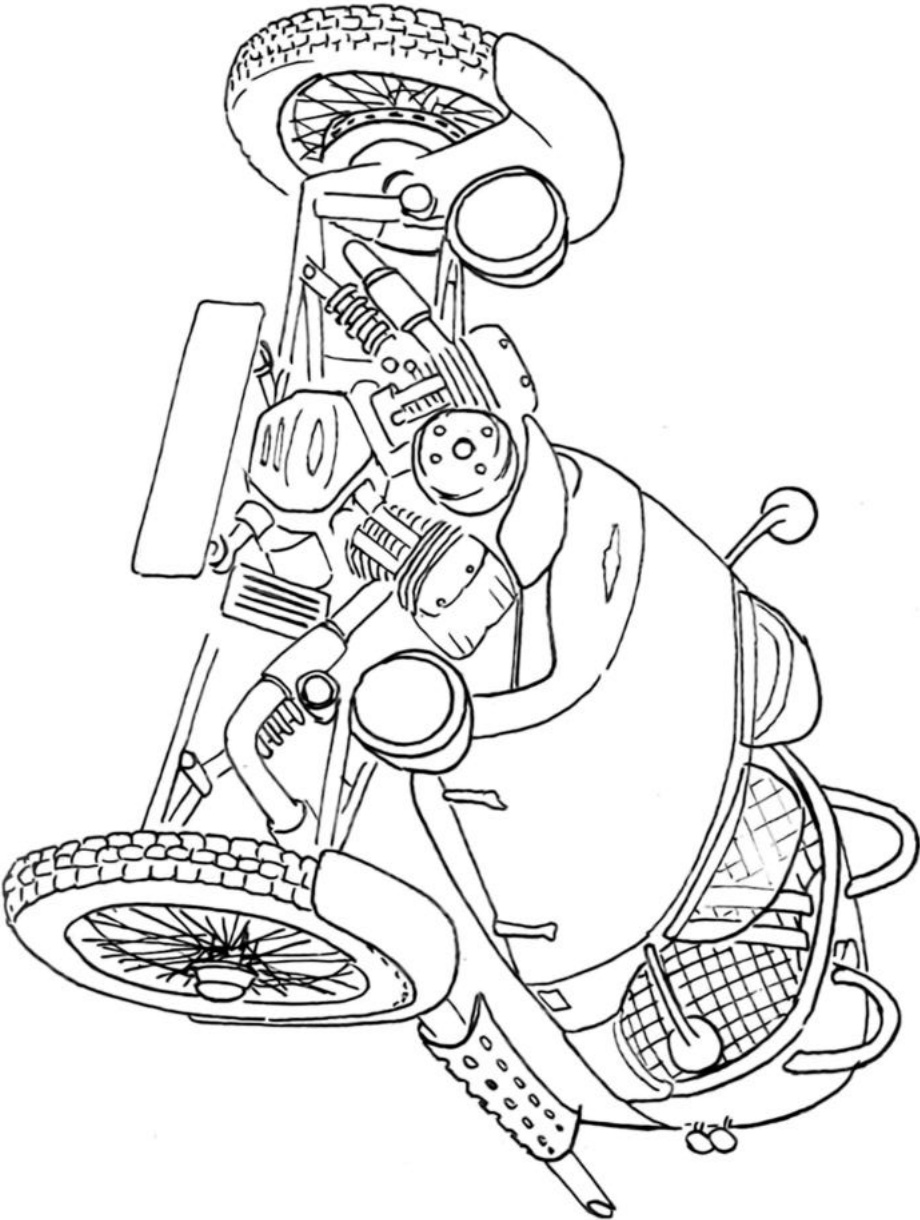
For the Moss Cut-outs: <https://mossmotors.com/papercar-cutouts>







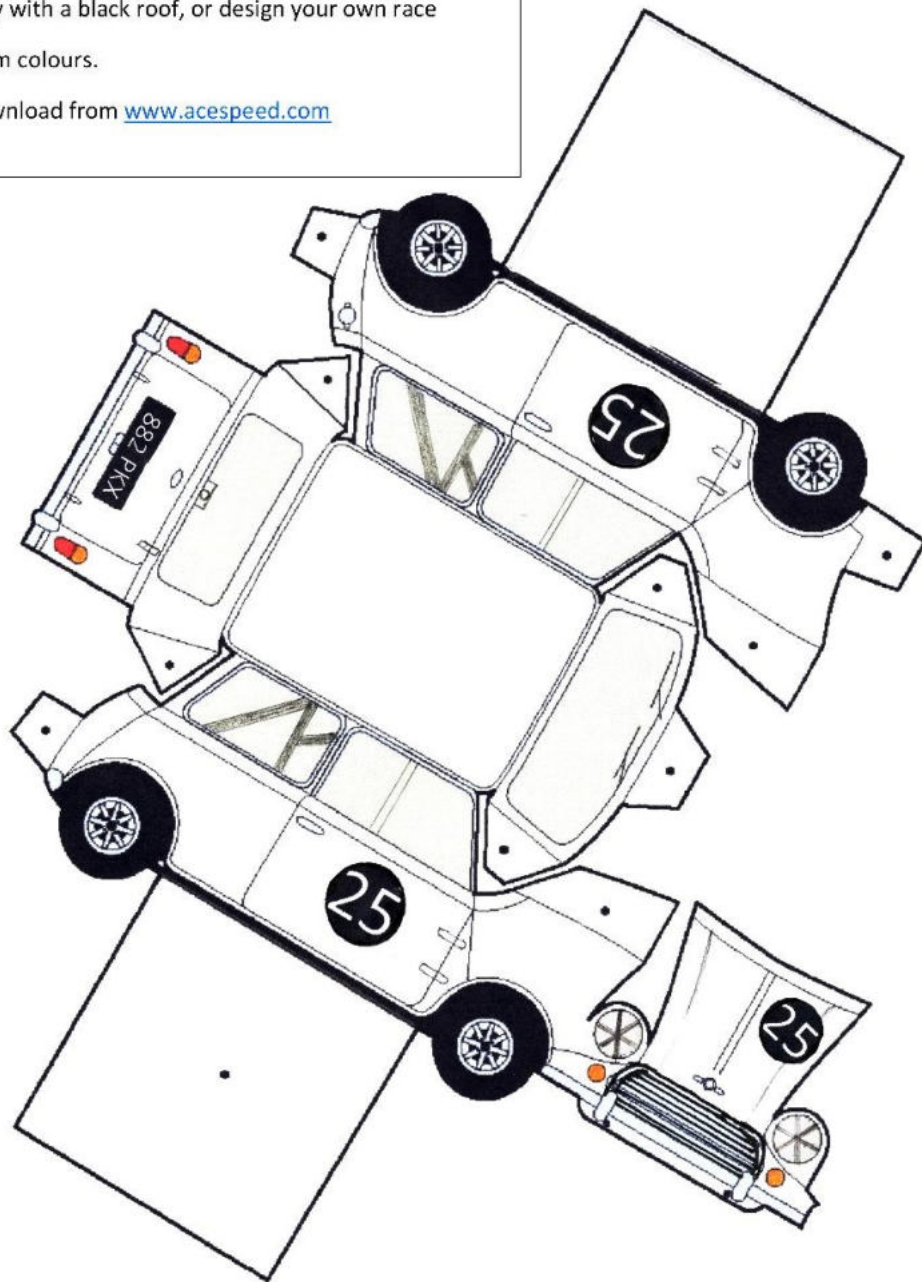







Build your own Whizz racing Mini. Colour the car grey with a black roof, or design your own race team colours.

Download from [www.acespeed.com](http://www.acespeed.com)



Send a picture of your finished model to [acespeed@live.co.uk](mailto:acespeed@live.co.uk)





© Copyright 1992 Moss Motors, Ltd. 800-235-6954



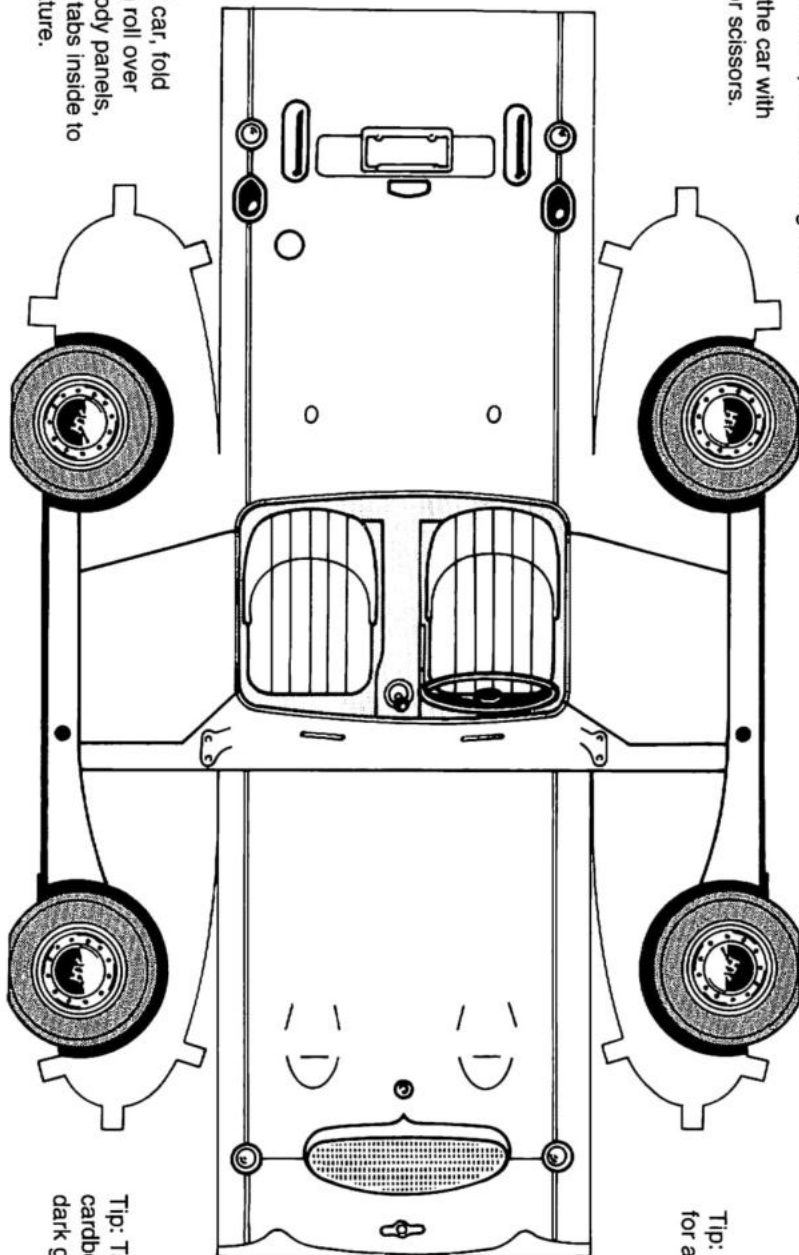
## Moss Motors, Ltd. British Sports Car Collection

### Austin-Healey Sprite Mk 1

Commonly called the "Frogeye" Sprite in the U.K., and the "Bugeye" Sprite here in the U.S.A., this tiny sports car has enjoyed an enthusiastic following over the years. A total of 49,615 were produced between 1958 to 1961.

It is easier to color your Sprite before you cut it out.  
Felt tip markers or color pencils work great.

Carefully cut out the car with  
an X-Acto knife or scissors.



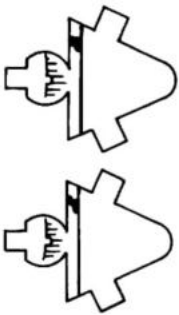
Tip: Make long folds using a ruler  
for a straight-edge.



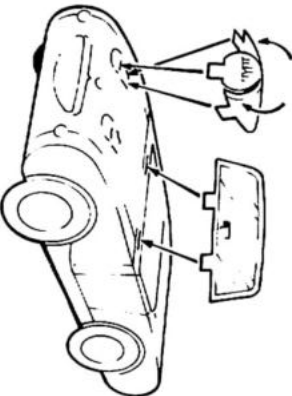
Optional oil spot

After cutting out car, fold  
down tabs, then roll over  
front and rear body panels,  
gluing or taping tabs inside to  
hold body curvature.

Tip: Tape completed model to  
cardboard base. (Black or  
dark gray looks good.)



Fold headlight nacelle as shown and  
position in slots in hood.



Locate windshield in slots on cowl, giving it a  
slight curvature to make it stand up.





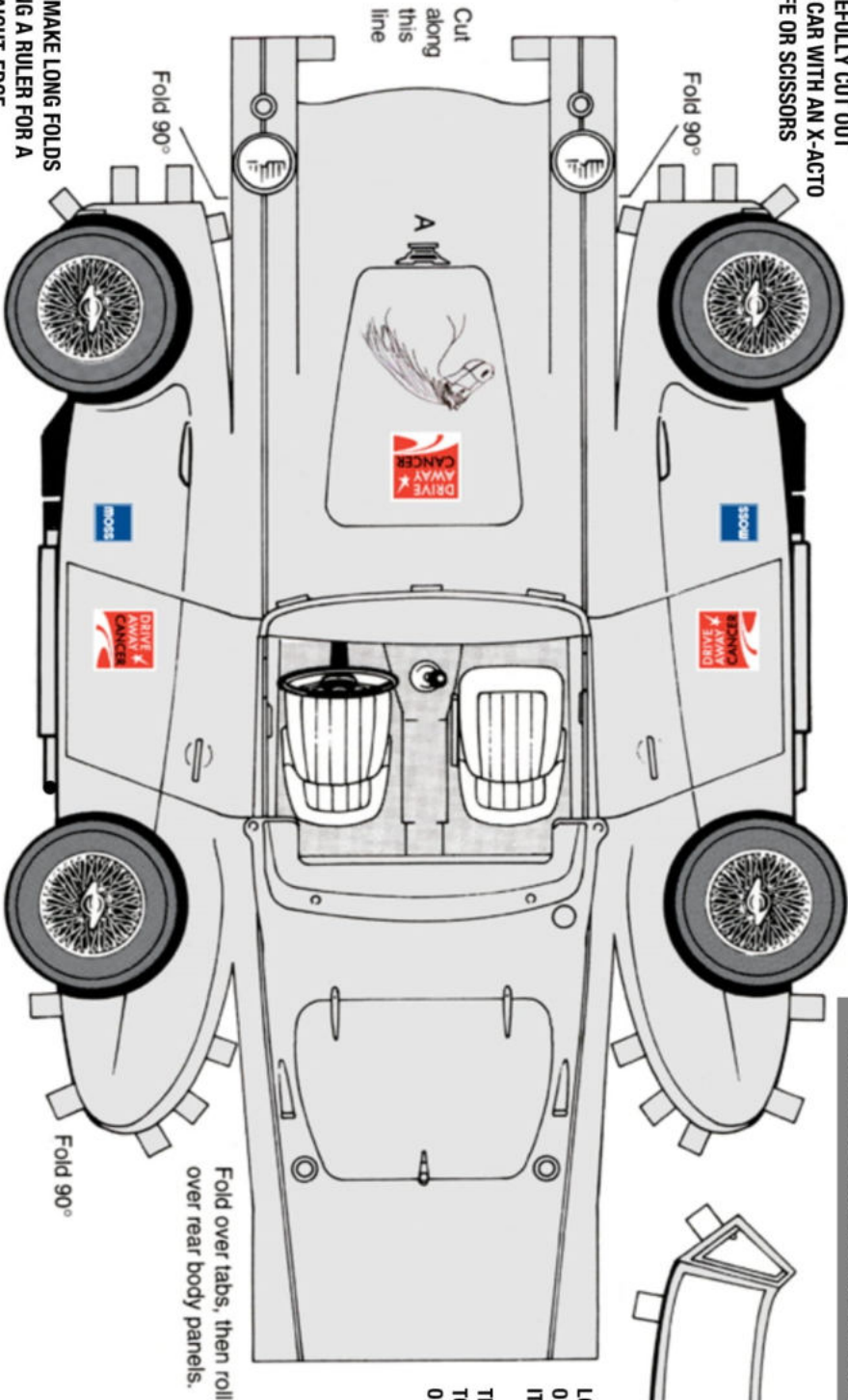
**GRACE**  
It is easier to color Grace before you cut her out. Felt tip markers or color pencils work great.

**1953 AUSTIN-HEALEY 100-4**

**GET TO KNOW GRACE**

Read her story or watch videos about Drive Away Cancer at [www.drivingawaycancer.org](http://www.drivingawaycancer.org)  
Follow Grace on Facebook at [Facebook.com/driveawaycancerrow](https://www.facebook.com/driveawaycancerrow)

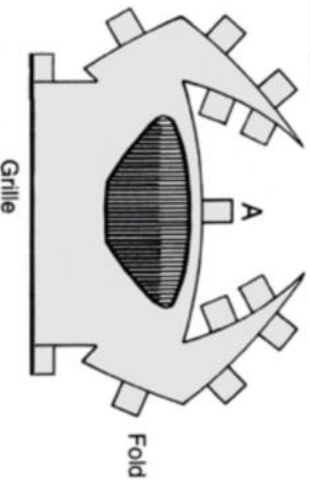
CAREFULLY CUT OUT THE CAR WITH AN X-ACTO KNIFE OR SCISSORS



LOCATE WINDSHIELD IN SLOTS ON COWL, CURVING IT TO MADE IT FIT AND STAND.

TIP: TAPE COMPLETED MODEL TO CARDBOARD BASE. (BLACK OR DARK GRAY LOOKS GOOD.)

TIP: MAKE LONG FOLDS USING A RULER FOR A STRAIGHT-EDGE.



1. SIDE VIEW OF CUT-OUT GRILLE
2. FOLD INNER FENDERS 90° UP
3. FOLD GRILLE TOP TO MATCH CURVATURE OF HOOD.



4. FOLD FRONT AND TOP TABS OUT. FOLD BOTTOM TABS IN. NEXT, TAP/GLUE THE LOWEST TABS TO THE INSIDE OF THE WHEELS
5. WHEN YOU'RE FINISHED FOLDING, YOU SHOULD END UP WITH A PIECE THAT LOOKS LIKE THIS. FITTING THIS PART IS TRICKY! THE INNER FENDERS ARE A TIGHT FIT AND YOU MAY NOT NEED TO TAPE/GLUE ALL THE TABS.





## Items For Sale

Be sure to keep an eye on the "For Sale" page at [www.ahcso.ca](http://www.ahcso.ca) too!

### Pair of HD6 Carbs for a 59 Healey (AUC935)

Nice set of HD6's for a 59 Healey (AUC935). The rear carb had a thermostatic starting device which has been removed and the bottom capped. Comes with the heat shield. Carbs have been disassembled and cleaned. All parts appear to work, although nothing was replaced. Asking price: \$200. Contact Michael Price at : [mikeprice1948@yahoo.ca](mailto:mikeprice1948@yahoo.ca)



### BN4-BJ8 Parts

BOOT LID- aluminium BN4-BJ8

Doors-complete, aluminium left and right BN4-BT7

Please contact Richard Taylor at: [jen.rick@sympatico.ca](mailto:jen.rick@sympatico.ca)

### 1962 Austin Healey BN7 MkII



This is a rare and beautiful Austin Healey. Perfect for the enthusiast or collector. Only 1 of 355 built and sporting a highly desired triple SU carb set-up. This is an original, numbers matching California car. The original 1962 black & yellow license plates are available with the car. This Healey was imported to Canada and received a documented rotisserie restoration by Richard Chrysler. The car was

restored on it's original frame and body panels to California specs. It was judged at Concours and received Gold. Only 2500 miles driven since restoration. Asking price: \$90,000 USD

Please contact Autofarm to set-up a viewing appointment. 519-356-2427 Located in Beaumaris ON

### 1959 Austin Healey Bugeye Sprite



This one-of-a-kind Bugeye has gone through a no-expense spared, nut & bolt restoration. Completed in 2013 and only driven 800 miles since completion.

Several upgrades were done during the process. This Bugeye now sports a 1275cc engine and a 5-speed Datsun gearbox. It comes with a new tonneau, soft-top and hard-top.

Please contact Autofarm Ltd to set up a viewing appointment and learn more about this exceptional Bugeye.

519-356-2427  
[healeyparts@autofarm.net](mailto:healeyparts@autofarm.net)

Asking Price: \$59,000.00

## *1965 Jaguar E-Type Series 1 4.2 Litre Roadster*

A car this special doesn't come along every day!

The second owner of this Jaguar is ready for it to find a new home. With the exception of new paint in 1987 (re-painted the original colour), this beautiful example of a Jag is all original. It is rust-free and all numbers match.

There are 54,000 miles showing on the odometer and it is accident and damage-free. The car has been very well

maintained and sports a stainless steel exhaust and new clutch.

The original tool kit and jack as well as a never-used spare wheel are included.

This excellent vehicle drives and shows very well.

Asking Price:  
\$150,000.00

Contact Autofarm for an appointment to view.



## *Luggage Rack for BN4-BJ8*

Luggage rack for BN4 through BJ8 for sale.

Moss Part

Number 644-730.

Moss Price is \$439.99  
USD

Asking \$325.00 CDN.

Contact Gary Stokx at  
(705) 738-4851 or  
[gwstokx@nexicom.net](mailto:gwstokx@nexicom.net).





## Austin Healey Club of Southern Ontario

### Monthly Club Meetings:

2nd Wednesday of each month

**Social Hour:** 7:00PM

**Meeting:** 8:00PM

**Where:** Ned Devine's Pub, 575 Ontario St S, Milton

### Executive Contact Info:

President: Mike McNeely: mmcneely@ymail.com

Past President: Mark Doust: mark@abarth.ca

VP: Geoff Turl: gturl@sympatico.ca

Secretary/Treasurer: Laurie Wilford: healeymk3@hotmail.com

Membership: Eoin Galvin: eoingalvin@cogeco.ca

Flea Market Co-ordinator: Mike McNeely: mmcneely@ymail.com

Flea Market Assistant: **OPEN**

Events: Martyn Ridley: ridleymj@brant.net

Wednesday Lunches: Mal Bruce

Regalia: Ron Redshaw

Marque Dist: Ed Orr: eorr@cogeco.ca

Webmaster: Steve Hall: stevehall@cogeco.ca

Newsletter: Amanda Yule: smileygirl322@hotmail.com

Club Delegate/Past President: Bob Yule: autofarm@wightman.ca

**Website:** [www.ahcso.ca](http://www.ahcso.ca)

## Healey of the Month:

*Colin Watson's Healey  
Hoping to Continue the Family Legacy!*



*Send in your Healey pic to be the next  
Healey of the Month!  
[smileygirl322@hotmail.com](mailto:smileygirl322@hotmail.com).*



We dedicate ourselves to the preservation of the marque through continued use, mutual enjoyment and sustained support.

## The View From The Navigator's Seat

*(In keeping with Anna's contributions to our club, I will continue sharing the view from the passenger side of the car....unless of course I'm driving!!)*

Well folks, here we are. Another month into 2020 and who could have guessed this is where we'd be? Not I, that's for sure!

However, we all need to make the best of the situation and do our part to flatten the curve.

I hope you've been able to find things to occupy your time and more importantly, take care of yourselves.

For Tom & I personally, being at home all the time isn't anything new, but having all our children home 24/7 is kind of like summer holidays.

We're trying to find a new 'normal' that now involves

me filling a bit of a 'teacher' role, as the children still need to do some sort of school work. We're very fortunate that all our teachers have been in touch and are working as best possible to salvage some sort of education for our kids! For this I am eternally grateful.

We dug out our own personal Bugeye project the other day (if you didn't know, Tom & I actually own a Healey now!). It's going to take a lot of work to get this diamond-in-the-rough on the road, but we're up for the challenge. We're going to try to learn some new skills in regards to

bodywork and paint and do as much as we can ourselves. No time like the present I suppose!

We are still quite busy in the shop—with cars that have been here over the winter—as even though we're rural, we're doing our part to stay put!

Let me take this opportunity to wish each of you well—from our family to yours. I hope you are taking this time to go over your Healey so it's ready to go when we get past this hurdle that is Covid-19.

Be well my friends!

Amanda



*Submissions gratefully received if you have a story, an event or anything Healey related to share with our members!*